



Dynamic Audio Solutions

PF⁺ Series

**MULTI PURPOSE COMPACT
FULL RANGE SPEAKER**

**HIGH PERFORMANCE
SUBWOOFER**

QUICK START MANUAL

Revision A1-2011-09

www.ac-pro.net

Info@ac-pro.net

Welcome into the world of AUDIOCENTER, a world of Dynamic Audio Solutions. By acquiring a PF⁺ series speaker, you will enjoy a product embedded with the last technological achievement and the best materials in pro audio. Many years of effort were put to reach our goal of excellence, creating a system without any quality or compromise for real professional people. We hope you will be pleased to use your new speaker like we are pleased to design it.

SAFETY PRECAUTIONS

When setting up, installing and using the PF⁺ series speaker system, there are a number of important safety precautions that you should follow:

- 1 Some aspects of rigging are potentially hazardous. Any people using this equipment are personally responsible for their own safety. AUDIOCENTER transactions are made with the assumption that the purchaser is a qualified individual or will have only qualified individuals perform work with the equipment.
- 2 We strongly recommend that suspended speakers take into account all current national, federal, state and local regulations. It is the responsibility of the installer to ensure that, speakers are safely installed in accordance with all such regulations.
- 3 If any sign of weakness or damage is detected, remedial action should be taken immediately.
- 4 When speakers are used for portable applications in which they will be positioned directly on the floor, make sure that the floor or stage is solid and secure. Do not try to make the stand "taller" and compromise its structural integrity.
- 5 Do not attempt to suspend more than one speaker on a stand designed for a single speaker.
- 6 Route cables and position the stand so that performers, production crew and audience members will not trip over the stand or cables and pull the speaker system over. Secure cables with wire ties or tap whenever possible.
- 7 Do not place loudspeakers near the magnetic sensitivity devices such as CRT display, television monitors or data storage material.
- 8 Loudspeakers are capable of generating sound pressure levels sufficient to cause permanent hearing damage to anyone within normal coverage distance. Caution should be taken to avoid prolonged exposure to sound pressure levels exceeding 105dB SPL.
- 9 To obtain service, contact your nearest AUDIOCENTER Service Center or Dealer.

PREVENTING LOUDSPEAKER DAMAGE

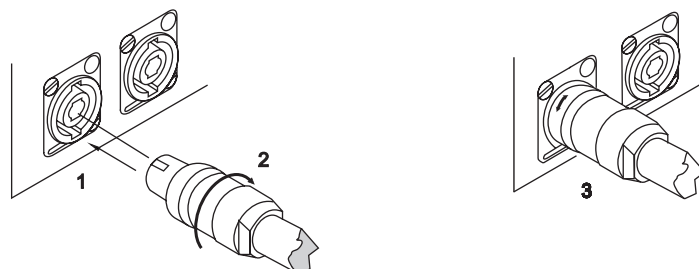
In general, the more powerful the amplifier the better it will sound, provided that it is not driven into sustained clipping. It should be understood that over driving an insufficiently powered amplifier is more likely to cause loudspeaker damage. The total energy in a heavily clipped signal is far higher than in an unclipped signal than operating a more powerful amplifier within its ratings.

For long time working, it's very important to use a processor connected before the amplifier, calculate accurately the Numerical value of the limiter about the system, which will be set into the processor.

if you don't have value of the limiter, please contact us. We look forward to helping you!

CONNECTING GUIDANCE

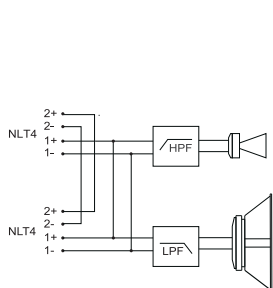
PF⁺ series uses two NEUTRIK NL4MP SPEAKON connectors. These connectors are specifically designed for loud speaker use, with in mind safe and reliable connection. To use your loudspeaker, insert the male SPEAKON connector into any of the input SPEAKON socket and rotate it clockwise. It will then lock into place and be ready for use. The two parallel connectors allow easy loop from one speaker to the next. Unused connector pins are also paralleled. Both connectors can be used as either inputs or outputs.



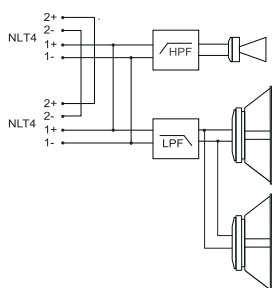
WIRING AND CONNECTING

To ensure quality sound and minimum power loss, the speaker cable needs to have a large enough cross section depending on the cable length, number of speakers per channel and speaker impedance. The total impedance for a number of speakers in parallel is equal to the impedance of one divided by the number of speakers.

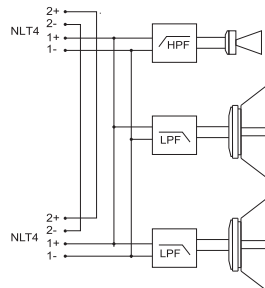
WIRING SCHEMATIC



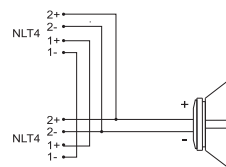
PF6⁺/PF8⁺/PF10⁺/PF12⁺/PF15⁺



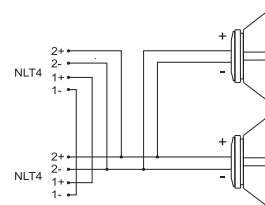
PF26⁺



PF152⁺



PF115B⁺/PF118B⁺



PF215B⁺/PF218B⁺



PF6⁺



PF26⁺



PF8⁺



PF10⁺



PF12⁺



PF15⁺



PF152⁺



PF115B⁺



PF118B⁺



PF215B⁺



PF218B⁺

■ PF+ Series data sheet

Specifications		PF6+	PF26+	PF8+	PF10+	PF12+	PF15+	PF152+	PF115B+	PF118B+	PF215B+	PF218B+	
Rated Power (AES standards)	Continuous	120W	240W	200W	250W	400W	400W	800W	700W	800W	1400W	1600W	
	Program	240W	480W	400W	500W	800W	800W	1600W	1400W	1600W	2800W	3200W	
	Peak	480W	960W	800W	1000W	1600W	1600W	3200W	2800W	3200W	5600W	6400W	
Impedance		8Ω	4Ω	8Ω				4Ω	8Ω		4Ω		
Frequency Response (-6dB,anechoic chamber)		63Hz-20KHz		60Hz-20KHz	60Hz-19KHz	55Hz-18KHz	55Hz-19KHz	45Hz-20KHz	35Hz-300Hz	32Hz-300Hz	35Hz-300Hz	32Hz-300Hz	
Average Sensitivity		91dB/1W/1M	94dB/1W/1M	94dB/1W/1M	95.5dB/1W/1M	97dB/1W/1M	98dB/1W/1M	101dB/1W/1M	97dB/1W/1M	99dB/1W/1M	100dB/1W/1M	102dB/1W/1M	
Maximum Calculated SPL/1M	Continuous	112dB	118dB	117dB	119.5dB	123dB	124dB	130dB	125.5dB	128dB	131.5dB	134dB	
	Program	115dB	121dB	120dB	122.5dB	126dB	127dB	133dB	128.5dB	131dB	134.5dB	137dB	
	Peak	118dB	124dB	123dB	125.5dB	129dB	130dB	136dB	131.5dB	134dB	137.5dB	140dB	
Directivity -6dB (H°xV°)		80°x70°(above 1400Hz)			90°x60°(above 1400Hz)		90°x60°(above 1200Hz)		/				
HF driver		Customized Beyma ferrite drivers,1" exit,1.7" voice coil							/				
LF Driver		Customized Faital ferrite drivers, 1.26" voice coil		Customized Beyma ferrite drivers, 2" voice coil	Customized Audiocenter ferrite drivers, 2" voice coil	Customized Beyma ferrite drivers, 3" voice coil			Customized Audiocenter ferrite drivers, 4" voice coil				
Crossover		2800Hz	2400Hz		2200Hz	1800Hz	1900Hz	350Hz/1600Hz	/				
Crossover Mode		Passive			Passive crossover & BI-AMP function selectable				/				
Hanging Hardwares		14 pcs M8 screw points				13 pcs M8 screw points				/			
Average H2 Distortion		< 2% at 1W											
Average H3 Distortion		< 0.5% at 1W											
Monitor Use		/		Suitable				/					
Pole Mount		Base hole φ 35mm						/		Base hole φ 35mm			
Cabinet		CNC made tongue and groove cabinet design made by Russian birch plywood											
Finish		Emery spraying											
Optional Accessories		Flight case with 100mm wheels / Durable protection cover / M8 eyebolt / Safety bracket / Stainless steel shackle / Adjustable wall mount bracket / U bracket / Wheels											
Dimensions(W×H×D)		200×379×215 mm	200×551×215 mm	256×424×274 mm	321×530×333 mm	342×586×348 mm	432×675×415 mm	480×1150×540 mm	458×506×606 mm	510×625×660 mm	1006×458×606 mm	984×625×660 mm	
Net Weight		7.3Kg	10.5Kg	11.5Kg	17.1Kg	21.0Kg	26.7Kg	56.0Kg	38.7Kg	50.6Kg	70.0Kg	91.0Kg	
Technical Support & After-sales Service		Global application support team											